


DREXEL

DREXEL SUTTON SOFA



ITM. / ART. 810672068 / 810673232
M# 2931-6214-33 / 2931-6210-33

Assembly and care instructions

IMPORTANT, RETAIN FOR FUTURE REFERENCE: READ CAREFULLY.

THIS SOFA CAN SUPPORT UP TO:

102 kg / 225 lb
PER SEAT

STOP
ARRÊTEZ
ALTO

Please contact our customer service team before returning to store. Allow us to solve your issue.

For assistance with assembly or installation, parts and customer service, call:

1-800-318-9669 (English only), Monday – Friday 8:00 AM – 5:00 PM Central Standard Time (from US)

1-866-789-1060 (English and French), Monday – Friday 8:00 AM – 5:00 PM Central Standard Time (from Canada)

or email to: upholsteryservice@trueinnovations.com

Important Safety Information

Please read all instructions carefully before assembling this furniture.

For your safety, assembly by two or more adults is strongly recommended.

Use only vendor-supplied hardware to assemble this item. Using unauthorized hardware could jeopardize the structural integrity of the item.

Hardware may loosen overtime. Periodically check that all connections are tight.

Before Assembly

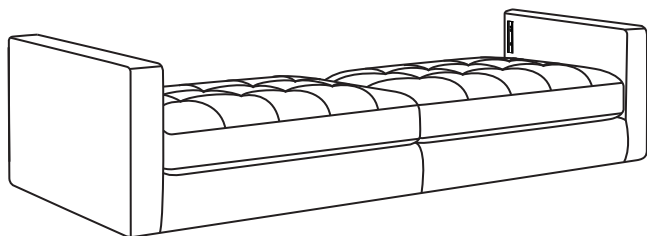
- *Remove all parts and hardware from the box. Place all items on a carpeted or scratch-free work surface, as this will avoid damaging parts during assembly.*
 - *The shipping box provides an ideal work surface.*
 - *To avoid accidentally discarding small parts or hardware, do not dispose of any packaging or contents of the shipping carton until assembly is complete.*
 - *Use the parts and hardware lists below to identify and separate each of the pieces included.*
 - *The use of power tools for assembly is not recommended. Power tools can damage the hardware and/or split the wood.*
-

Attention

1. *Do not stand on the seat cushion.*
2. *For indoor use only.*
3. *Do not expose to direct sunlight.*
4. *Do not place this product near sources of excessive heat.*
5. *Do not allow children to play on or near this product.*
6. *Avoid use of sharp objects on or near this product.*
7. *Use fabric/upholstery cleaner on spills and marks, as general household cleaners can damage fibres and discolour fabrics.*
8. *Clean spills/marks immediately, as stains are harder to remove when they are left unattended.*
9. *For persistent stains and overall cleaning, contact a professional upholstery cleaning company.*
10. *The feet or base of this upholstered product is intended for carpeted surfaces only and not recommended for use on tile, hardwood, or laminate floors. Use of this product directly on these surfaces could cause floor surface damage. Please take appropriate precautions by placing this product on a carpeted surface or by using protective pads.*

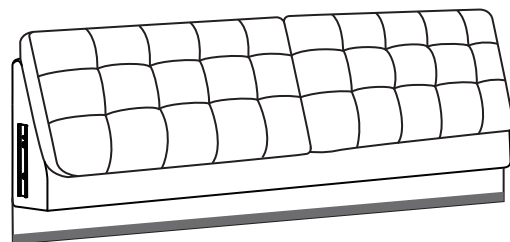
PARTS

A



Seat cushion x 1

B



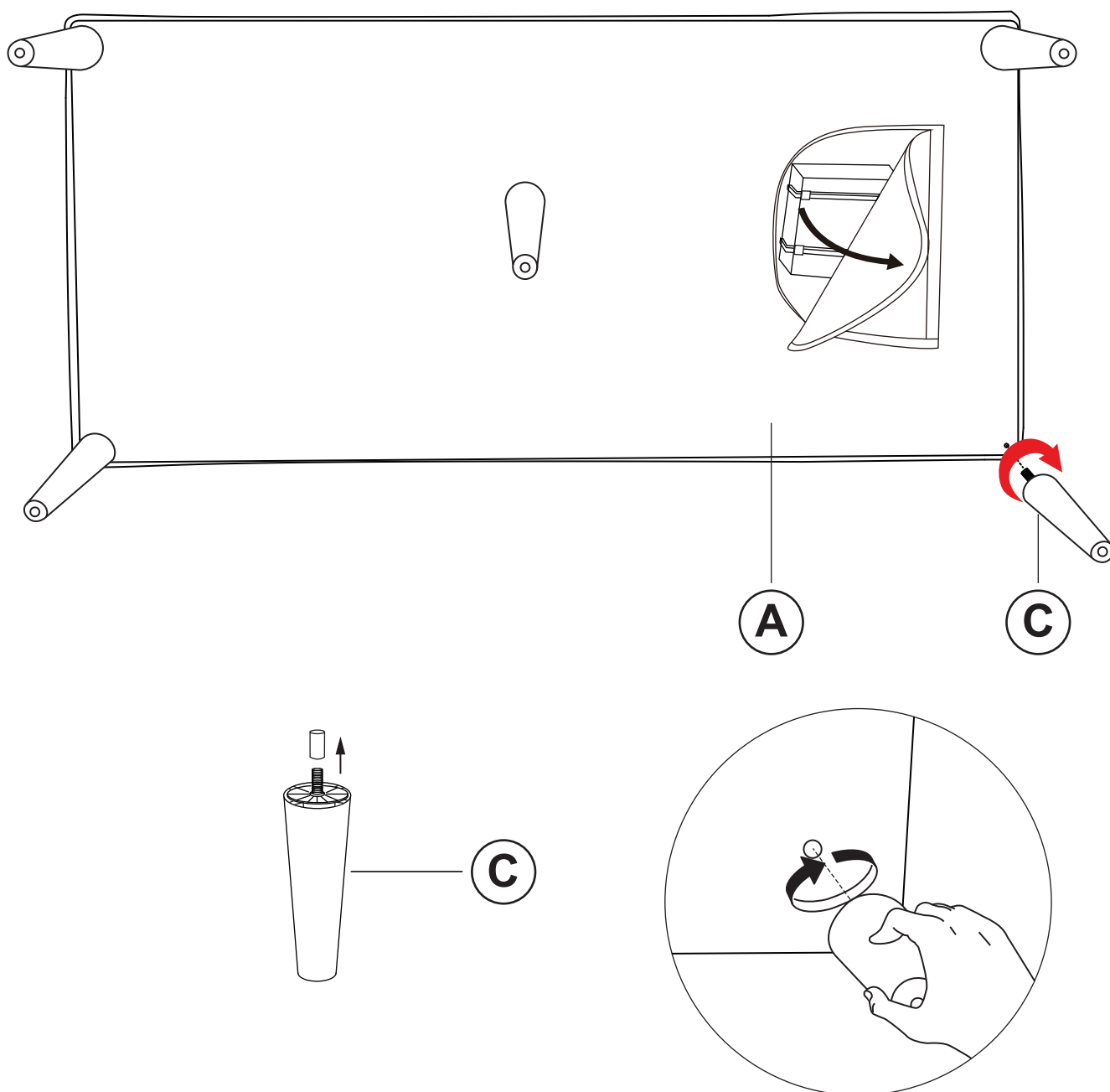
Back cushion x 1

C



Faux wood legs x 5

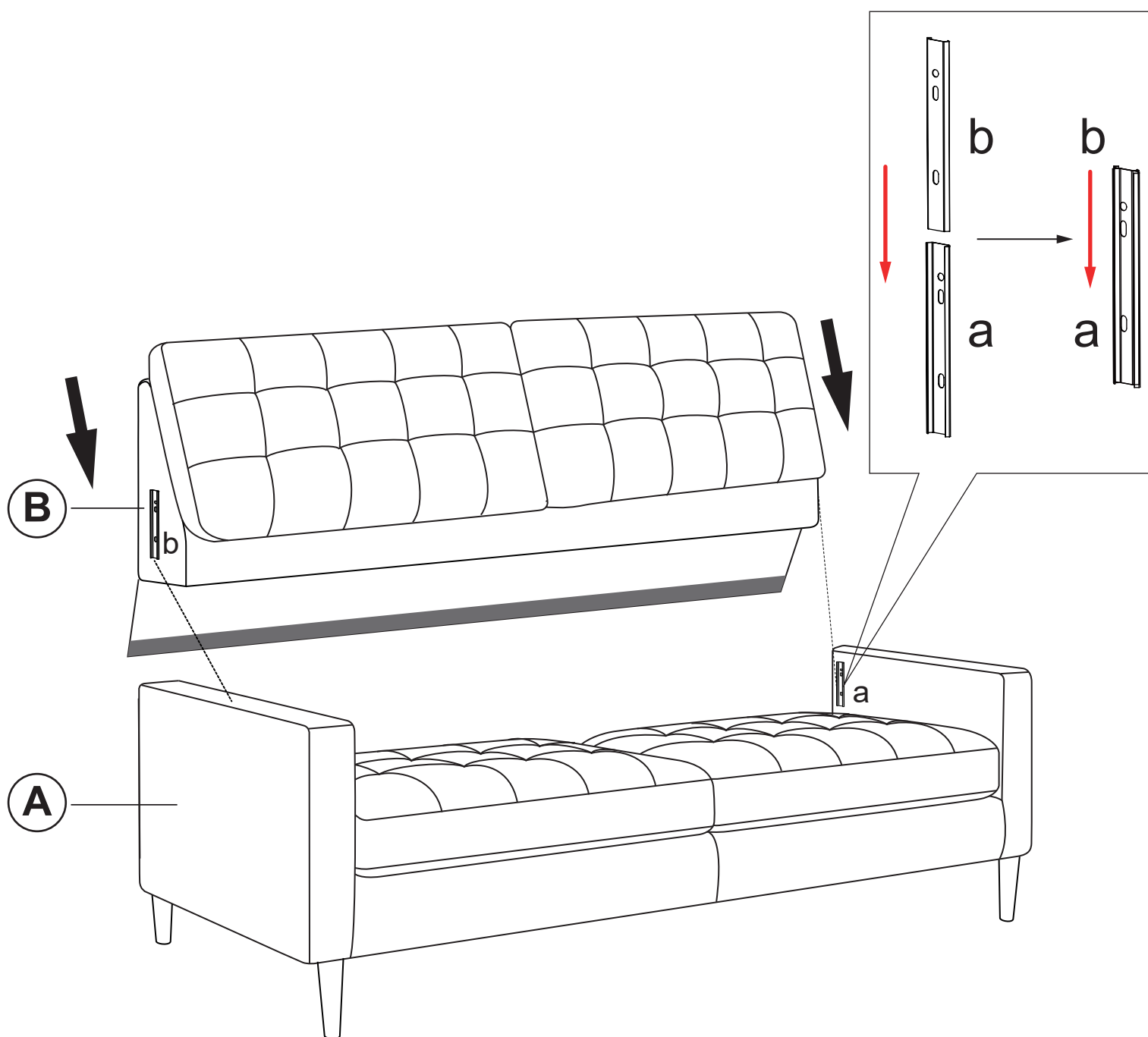
Step 1



1

Remove all parts from the carton and separate them into part number groups as indicated in the parts list. Open the zipper on the bottom of the seat cushion (A), then take out the faux wood legs (C) out of the box. Remove the plastic caps on the threaded bolts of each leg. Attach faux wood legs (C) to the bottom of the seat cushion (A). Close the zipper.

Step 2




2

Connect the back cushion (B) to seat cushion (A) using the slide rail connectors as shown. Lifting the slide rails (b) on the both side of the back cushion (B) to the slide rails (a) on the arm of the seat cushion (A) so that the connector slide rail can interlock to each other, after connect both arms, tighten both sides. Then pull the back flap down tightly and attach the back flap to the bottom of the seat cushion (A).

suggestion : Assembling this step requires two or more people.

Step 3



3

The sofa is ready for use.

Limited Warranty

True Innovations seating products are warranted against defects in material and workmanship while owned by the “Original Purchaser”. The term “Original Purchaser” is defined as that party or entity which purchases True Innovations furniture from an authorized True Innovations retailer as shown by the **original sales receipt**. This warranty does not apply to “as is” or previously owned seating products.

True Innovations warrants its products to be free from defects in materials and workmanship (normal wear and tear, fading and stretching excepted), for one year from the date of purchase, except as provided below under the limited warranty.

The exceptions or exclusions to this warranty are as follows:

1. Any warranty claim that is submitted after the limited warranty period, or without proper proof of purchase will not include the cost of parts, labor, or delivery.
2. This warranty shall not apply to the True Innovations products which have been subjected to misuse, neglect, alteration, modification, or attachments, either caused by the original purchaser, shipping, storage, accident, fire, flood, or acts of God.

In the event of a defect in material or workmanship covered by this warranty, True Innovations will repair or replace, at their discretion, without charge the warranted furniture within a reasonable amount of time. We reserve the right to require damaged parts to be returned to us upon request. Natural markings such as scars, brands, grain variations, wrinkles, color variations, etc., will be considered normal characteristics and not construed as defects. We cannot warrant leather against scratching or scuffing, as all leather is subject to blemishes with use.

For claims or questions concerning this warranty, please contact True Innovations Customer Service department on the web at **www.trueinnovations.com**. Be prepared to provide your name, address, daytime phone number, the model and purchase order number of the product, date of purchase, and the store where it was purchased. True Innovations requires that the original sales receipt be submitted with all requests to confirm that you are the original purchaser according to our written warranty.

All warranties are limited to the original purchaser for normal use by a person weighing less than 102 kg / 225 lb.

AUSTRALIA: Our goods come with guarantees that cannot be excluded under the Australian Consumer Law. You are entitled to a replacement or refund for a major failure and for compensation for any other reasonably foreseeable loss or damage. You are also entitled to have the goods repaired or replaced if the goods fail to be of acceptable quality and the failure does not amount to a major failure.