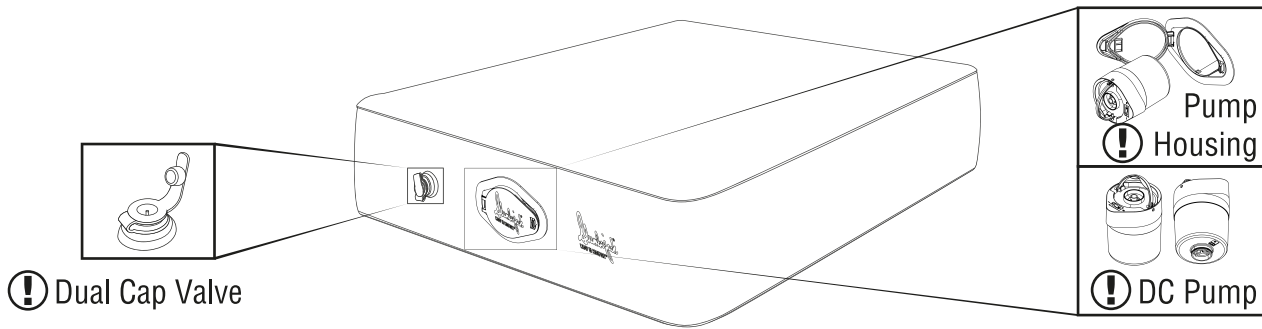




## Airbed with Outdoor Internal DC Pump

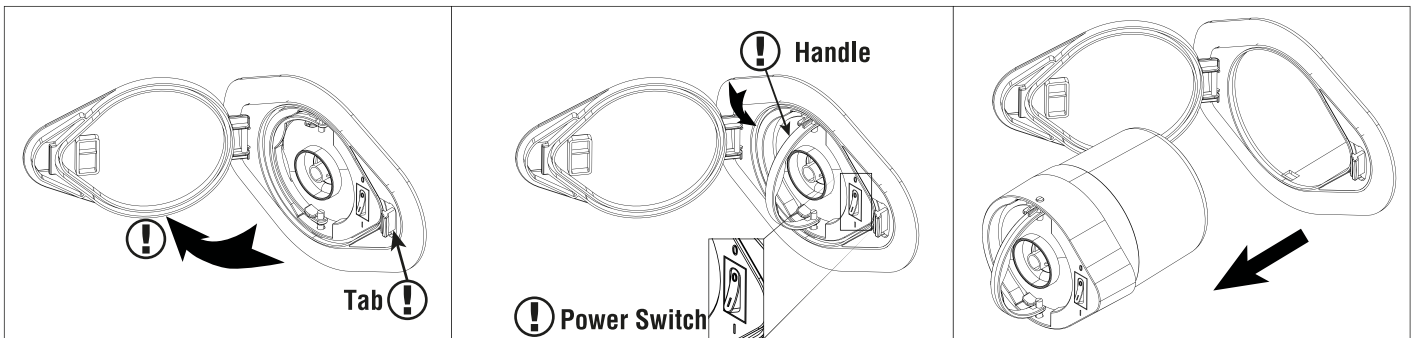


① Not To Scale

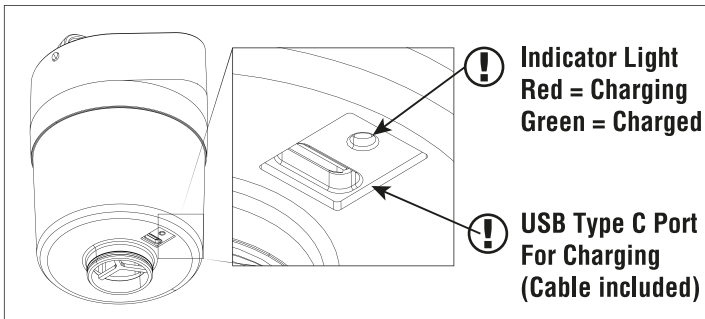
For better protection of this product, never unfold or inflate the airbed in temperatures below freezing. Avoid extensive exposure to the sun and protect from contact with sharp objects and rough ground. Make sure to handle the pump with care. Avoid pounding and jumping to prevent damage to the airbed material. To prevent pump overheating, do not use pump for more than 5 minutes. Please stop pump for 10 minutes between complete cycles to avoid excessive heat build-up in the pump.

### Inflating and Deflating instructions

1. Unfold the airbed and lay flat on the floor, facing up.
2. Flip open the **❗ Pump Door** by pushing the **❗ Tab** to the right.
3. Lift the **❗ Handle** and pull out the **❗ DC Pump** (Rechargeable) the **❗ Pump Housing**.



4. Check if the pump is charged by switching on the **❗ Power Switch**. Charge with **USB Type C (Cable included)** charger from the bottom if necessary. The **❗ Indicator Light** will turn Green once it is fully charged.
5. Reseat the pump back into the **Pump Housing** by reversing steps 2 and 3. The Handle also acts as a locking mechanism, please be sure to let the **Handle** “Click” back into the **Pump Housing**, then drop down the **Handle**. Push the **Power Switch** to start inflating your airbed.



6. To add additional firmness to the airbed or to deflate, use the **❗ Dual Cap Valve** located to the left of the pump housing.

### CARE AND MAINTENANCE:

Clean air beds with mild soap and water. Do not use cleaning agent such as benzene or scouring powder, as they will harm the material.

### ⚠ WARNING



0-15 Months

#### Risk of Suffocation

- Infants have suffocated on inflatable mattresses. Never place an infant aged birth to 15 months and younger to sleep on this inflatable mattress/air bed. Infants can suffocate on an under inflated or deflated mattress, on bedding, by co-sleeping with another person, and by entrapment between the mattress and bed frame or between the mattress and a vertical surface.
- Children can be entrapped between the inflatable mattress and an adjacent vertical surface.
- Provide at least a shoulder width space between mattress/air pad and adjacent vertical surfaces such as walls, dressers, or other objects
- Always keep the inflatable mattress/air bed fully inflated when in use.



#### Risk of Suffocation or Entrapment Hazard

- Never allow persons with limited mobility to sleep on inflatable mattress/air bed. They can roll off of mattress and/or become entrapped within the inflatable mattress/air bed and/or an adjacent vertical surface.
- Disabled persons or those using medical devices can become entrapped in an inflatable mattress/air bed if deflation occurs. Suffocation in a face-down position can occur, or persons can become entrapped and suffocate in the gaps between the inflatable mattress/air bed and/or a vertical surface such as walls, dressers, or other objects.
- If an air bed is under-inflated during use, the risk of suffocation or entrapment increases.

Exxel Outdoors, LLC.  
1 International Court  
Broomfield, CO 80021  
1-800-479-5927

# IMPORTANT SAFETY INSTRUCTIONS

When using an electrical furnishing, basic precautions should always be followed, including the following:

**Read all instructions before using this furnishing.**

**DANGER**\_\_To reduce the risk of electric shock:


1. Always unplug this furnishing from the electrical outlet before cleaning.

**WARNING**\_\_To reduce the risk of burns, fire, electric shock, or injury to persons:

1. Unplug from outlet before putting on or taking off parts.
2. Close supervision is necessary when this furnishing is used by, or near children, invalids, or disabled persons.
3. Use this furnishing only for its intended use as described in these instructions. Do not use attachments not recommended by the manufacturer.
4. Never operate this furnishing if it has a damaged cord or plug, if it is not working properly, if it has been dropped or damaged, or dropped into water. Return the furnishing to a service centre for examination and repair.
5. Keep the cord away from heated surfaces.
6. Never operate the furnishing with the air opening blocked. Keep the air openings free of lint, hair, and the like.
7. Never drop or insert any object into any opening.
8. Do not use while standing in damp area.
9. Do not operate where aerosol (spray) products are being used or where oxygen is being administered.
10. To disconnect, turn all controls to the off position, then remove plug from outlet.
11. **WARNING:** Risk of Injury – Keep children away from extended foot support.
12. **WARNING:** Risk of Injury to Persons – do not use this furnishing to support video equipment such as televisions or computer monitors.
13. **WARNING:** Do not use near people using or wearing medical devices.
14. Unplug this device from the electrical outlet when not in use or before cleaning.
15. Do not obstruct ventilation holes on the pump.
16. Double insulation – when servicing, use only identical replacement parts.
17. **CAUTIONS:** This device is operated with an electrically operated pump. The pump is thermal protected. The pump does not contain parts that can be repaired or serviced. Opening the pump case will expose you to electric shock.
18. DO NOT open the pump case for any reason.
19. DO NOT use on surfaces where heat may cause a problem.
20. A fire may occur if this device touches or is covered by flammable material, including curtains, draperies, walls, etc., when in operation.
21. DO NOT place any flammable material such as paper, cardboard, plastic on the pump.
22. DO NOT operate the pump in enclosed spaces that are not well ventilated.
23. DO NOT operate in the presence of explosive and/or flammable fumes.
24. DO NOT place any part of the pump or cord in or under water or other liquid. See instructions for cleaning.
25. DO NOT leave device unattended when in operation.
26. **WARNING:** The Maximum Weight Capacity for the Queen Size is 500 Lb. Full Size is 500 Lb. and Twin Size is 350 Lb.

## SAVE THESE INSTRUCTIONS

### SERVICING OF DOUBLE-INSULATED PRODUCTS

In a double-insulated product, two systems of insulation are provided instead of grounding. No grounding means is provided on a double-insulated product, nor is a means for grounding to be added to the product. Servicing a double-insulated product requires extreme care and knowledge of the system, and is to be done only by qualified service personnel. Replacement parts for a double-insulated product must be identical to the parts they replace. A double-insulated product is marked with the words "DOUBLE INSULATION" or "DOUBLE INSULATED". The symbol (square within a square)  is also able to be marked on the product.