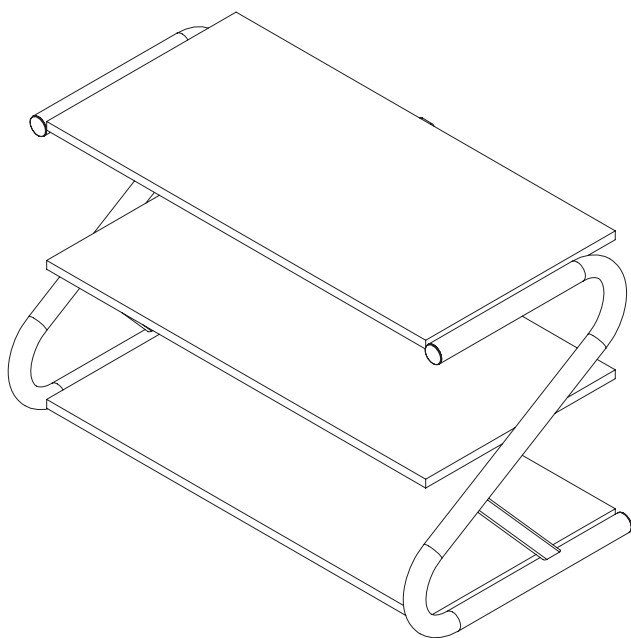
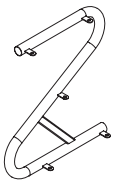
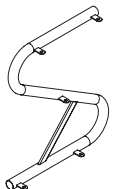



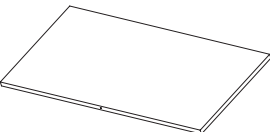





rustic shoe rack
estante zapatero rústico
étagère à chaussures rustique



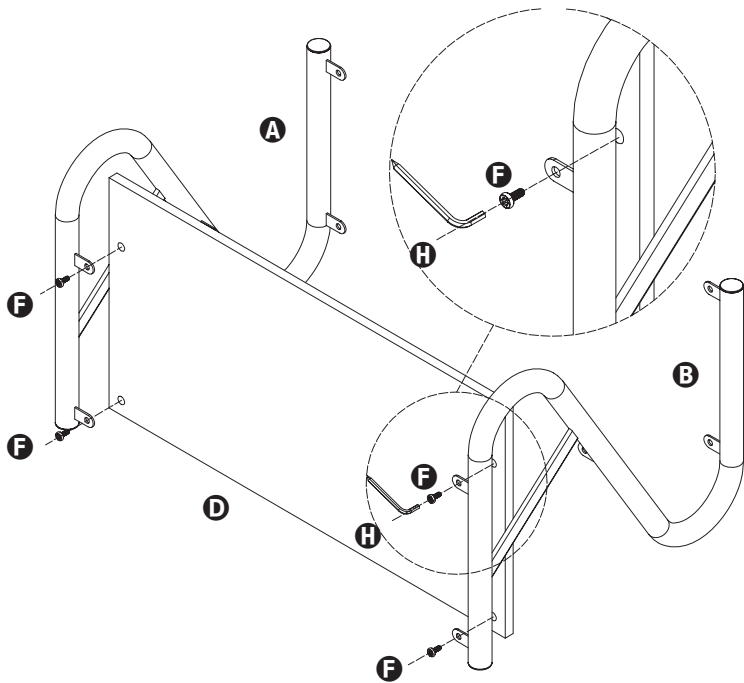
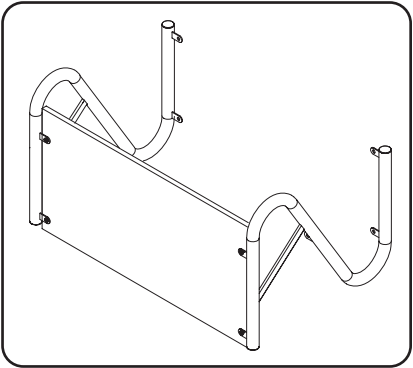
25.62 in L x 13.5 in W x 16 in H/65.08 cm L x 34.29 cm W x 40.64 cm H

PARTS LIST

PART/ILLUSTRATION	(QTY)	DESCRIPTION
A 	(1)	left frame marco izquierdo cadre gauche
B 	(1)	right frame marco derecho cadre droite
C 	(1)	vertical support soporte vertical support vertical
D1 	(1)	top shelf estante superior étagère supérieure
D 	(1)	base shelf estante base étagère de base
E 	(1)	middle shelf estante del medio étagère du milieu
F 	(10)	pan head, hex socket screws (M6 x 1 x 12mm) cabeza redonda, tornillos hexagonales (M6 x 1 x 12 mm) tête cylindrique, vis à six pans creux (M6 x 1 x 12 mm)
G 	(3)	flat head, philips recess, wood screws (M4 x 16mm) cabeza plana, receso phillips, tornillos para madera (M4 x 16mm) tête plate, empreinte cruciforme, vis à bois (M4 x 16mm)
H 	(1)	hex wrench llave hexagonal clé hexagonale

ASSEMBLY

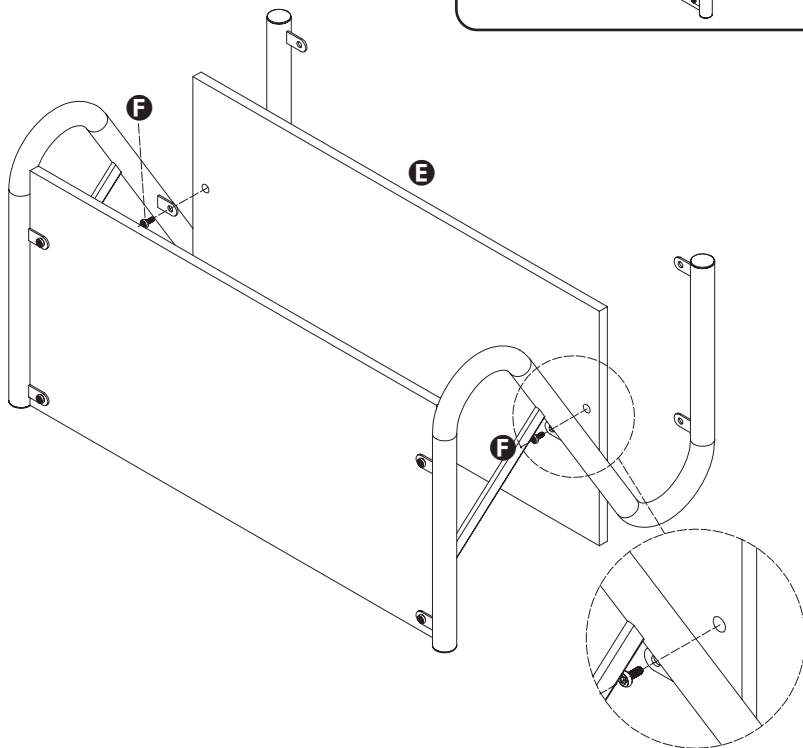
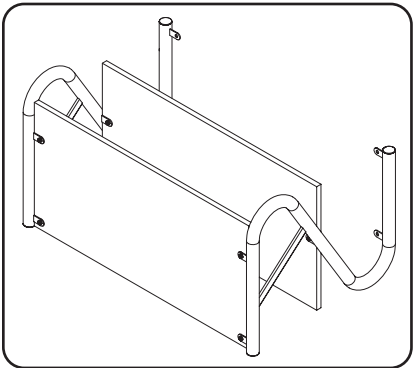
1



Do not tighten the screws fully until you are finished!

ASSEMBLY

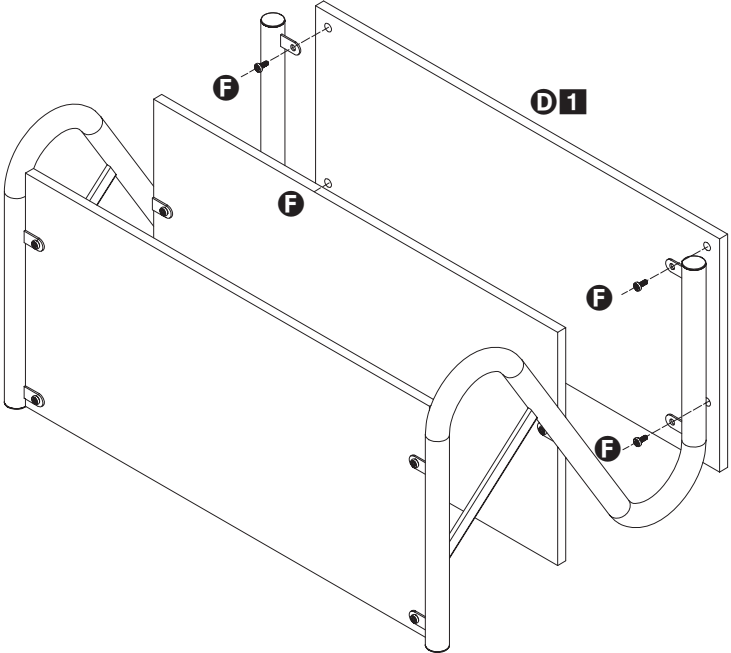
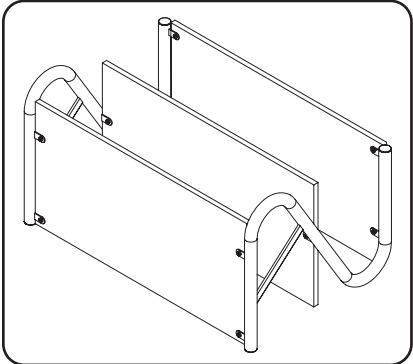
2



Do not tighten the screws fully until you are finished!

ASSEMBLY

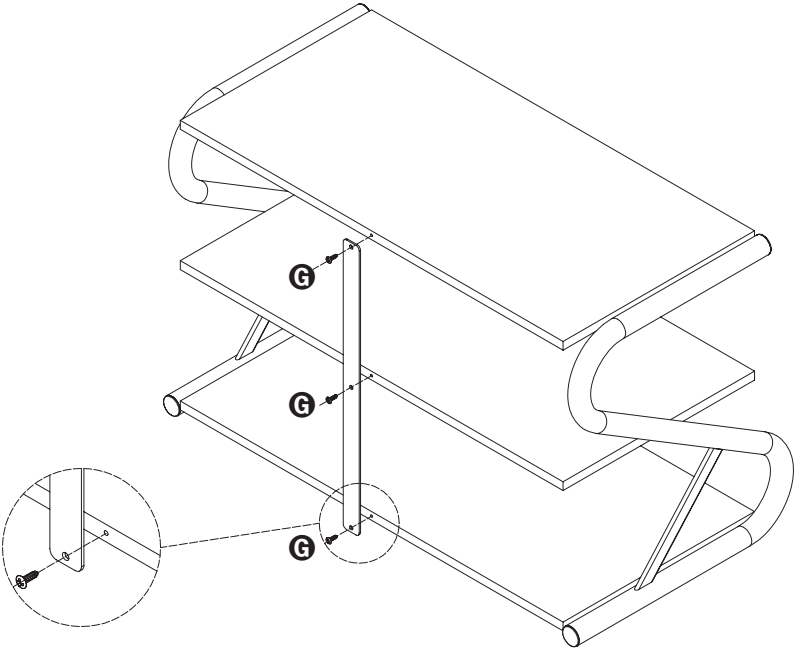
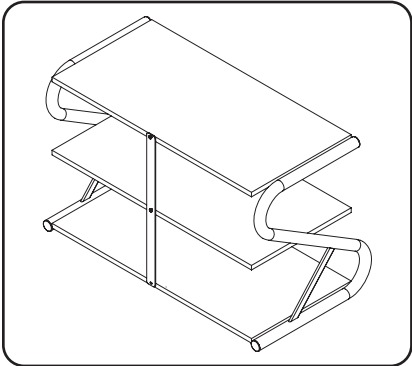
3



Do not tighten the screws fully until you are finished!

ASSEMBLY

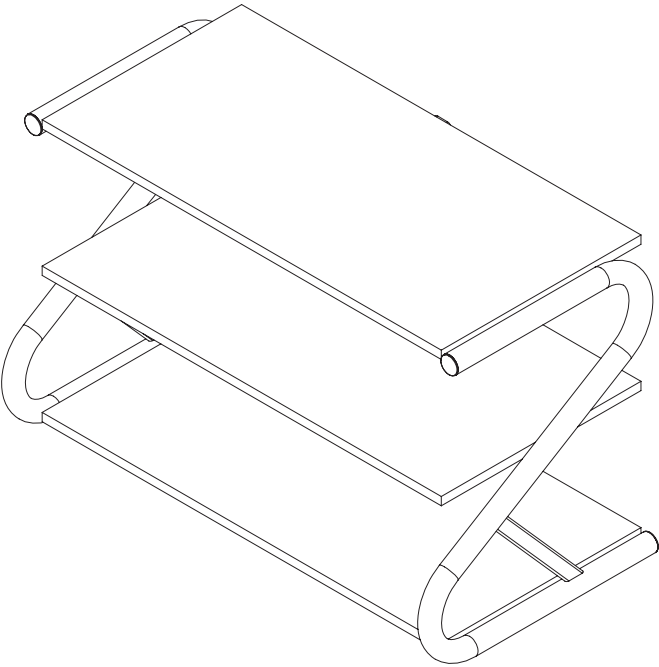
4



Do not tighten the screws fully until you are finished!

ASSEMBLY

5





Honey-Can-Do International

5300 St. Charles Road, Berkeley, IL 60163 USA
877.242.2636 | honeycando.com | support@honeycando.com
©2021 Honey-Can-Do International, LLC | All Rights Reserved

Visit youtube.com/myhoneycando to watch our assembly videos.