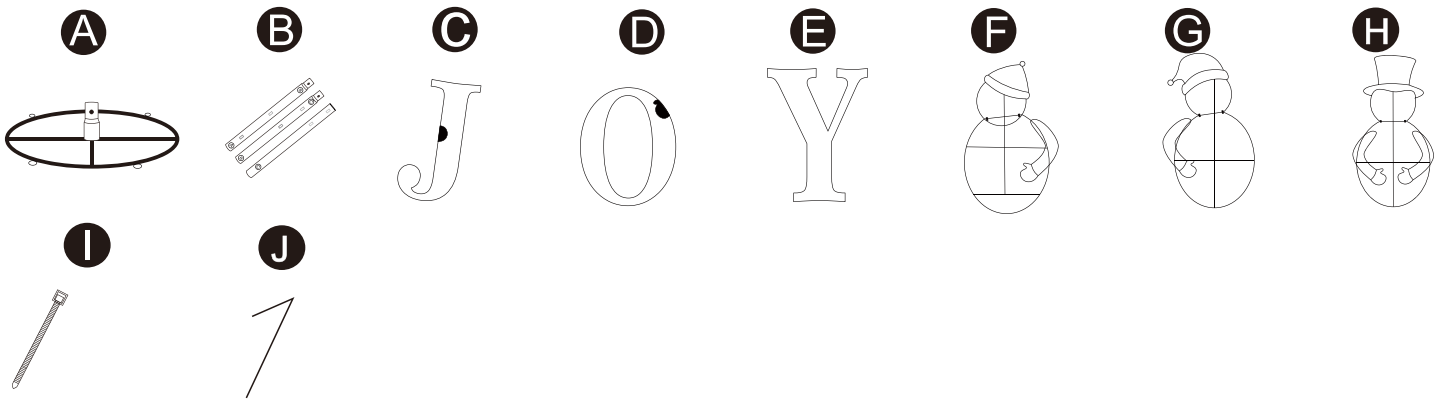


72in Stacked Snowman Joy

Assembly instructions

ITEM#JU23-07



PART	DESCRIPTION	QUANTITY
A	chassis	1
B	pipe	3
C	letter"J"	1
D	letter"O"	1
E	letter"Y"	1
F	snowman"F"	1

PART	DESCRIPTION	QUANTITY
G	snowman"G"	1
H	snowman"H"	1
I	cable ties	20
J	stakes	4

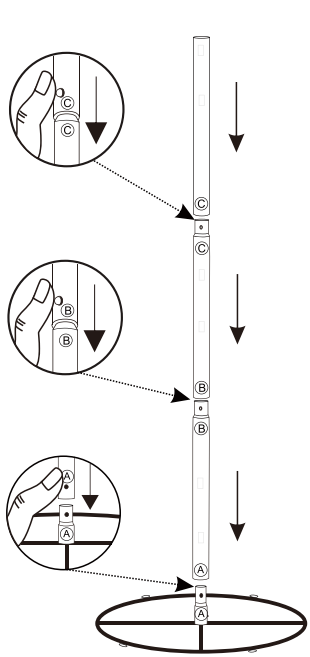


illustration. 1

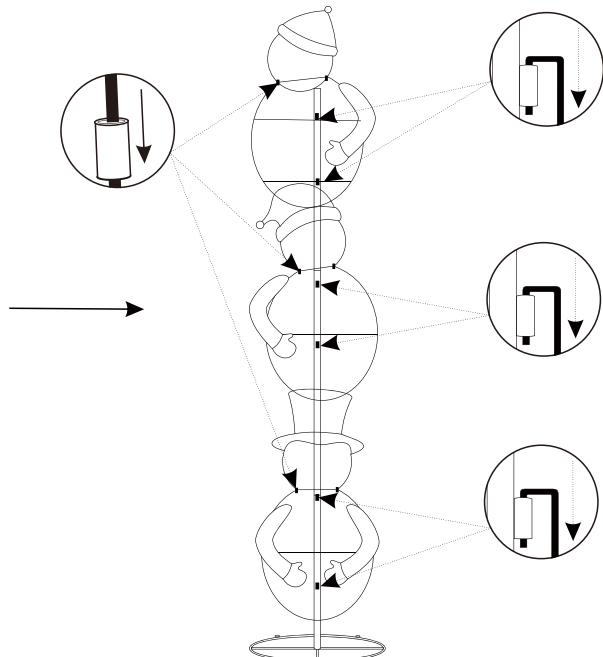


illustration. 2

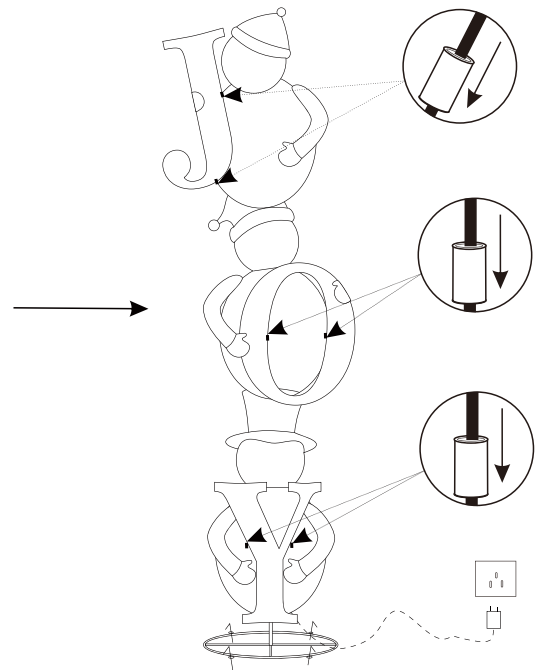


illustration. 3

Installation steps:

- 1, Assemble the snowman from the bottom to the top. Start with the chassis and put the pipe together. Make sure the pipe is firmly inserted and secured into the chassis. (See illustration.1)
- 2, Please continue attach snowman H.G.F from the bottom to the top on pole. (See illustration.2)
- 3, The last, attach the letter "J.O.Y" on the snowman from the bottom to the top, and insert stakes around the chassis (See illustration.3)

FCC Warning:

Warning: Changes or modifications to this unit not expressly approved by the party responsible for compliance could void the user's authority to operate the equipment.

NOTE: This equipment has been tested and found to comply with the limits for a Class B digital device, pursuant to Part 15 of the FCC Rules. These limits are designed to provide reasonable protection against harmful interference in a residential installation. This equipment generates, uses and can radiate radio frequency energy and, if not installed and used in accordance with the instructions, may cause harmful interference to radio communications. However, there is no guarantee that interference will not occur in a particular installation. If this equipment does cause harmful interference to radio or television reception, which can be determined by turning the equipment off and on, the user is encouraged to try to correct the interference by one or more of the following measures:

- Reorient or relocate the receiving antenna.
- Increase the separation between the equipment and receiver.
- Connect the equipment into an outlet on a circuit different from that to which the receiver is connected.
- Consult the dealer or an experienced radio/TV technician for help.

This device complies with Part 15 of the FCC Rules. Operation is subject to the following two conditions:

- (1) This device may not cause harmful interference, and
- (2) This device must accept any interference received, including interference that may cause undesired operation

ITEM #JU23-07

The responsible party contact information is as below :

Company: Big Lots Stores Inc.

<https://www.biglots.com>

Address: 4860 East Dublin-Granville Rd. Columbus, OH 43081-7650, USA