


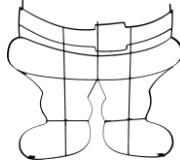




Lit Waving Santa

Operation and Safety Instructions



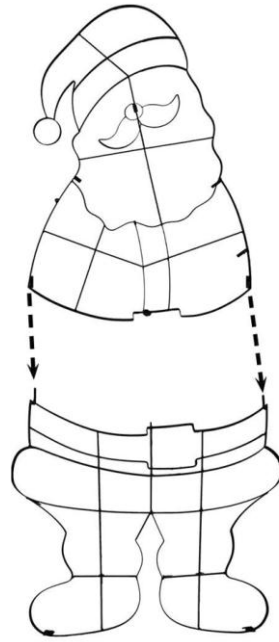
- FOR INDOOR AND OUTDOOR USE -

PARTS:

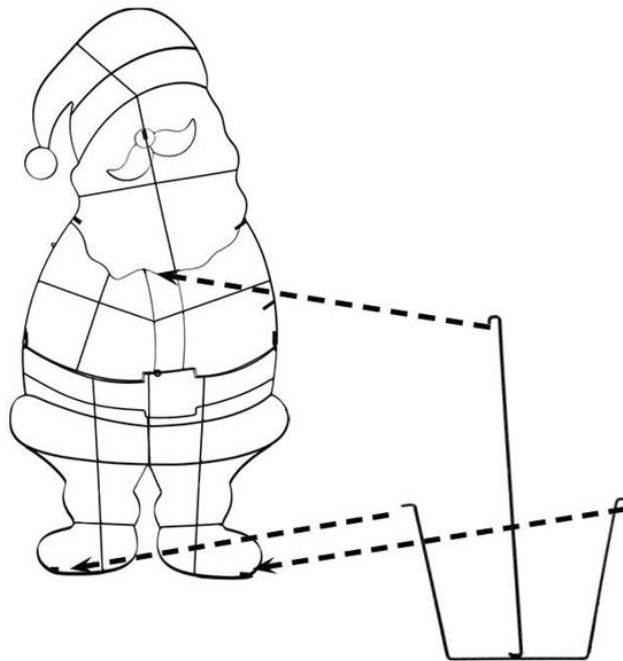
Part	Description	Illustration	Qty
A	Base		1
B	Legs		1
C	Body		1
D	Arms		1
E	Plastic Ties		8
F	Ground Stakes		4

To Assemble


1. Remove all the parts from the box carefully and lay out the components.
2. Insert the prongs of the Legs (B) into the corresponding rings on the Body(C) .



3. Insert the prongs of the Base (A) into the corresponding rings on Legs (B) and the Body (C) .



4. Insert the prongs of the Arms (D) into the corresponding ring on the Body (C).



5. Secure the installing points with plastic ties and secure the base to the soft ground by fully inserting 4 stakes into the ground.

To Use

1. To illuminate, plug the adapter into a standard 120-volt AC electrical outlet.
2. To shut off, unplug the adaptor from the outlet.

Distributed By:
Big Lots Stores, Inc.
PO Box 28523
Columbus, OH
43228-0523