










Assembly Instructions For Pre-Lit Tree&Gift Bag In Wagon

Do not plug the light string into an outlet until this item is fully assembled and the light strings are properly connected.

Please read the enclosed important safety instructions and cautions carefully prior to use.

Enclosed Parts

								
1PC	1PC	4PCS	2PCS	2PCS	1PC	1PC	3PCS	12PCS

Instructions:

1. Assemble the handle on the front of wagon by inserting two wing screws through the two holes on the handle and the frame and tighten the thumb nut securely. (Fig. 1)
2. First take the wheel and unscrew the thumb nut from the flat shaft, make sure to align the two screws on the shaft with the two holes under wagon frame, then insert these two screws through the two holes and tighten the thumb nut securely. Assemble the remaining 3 wheels as the same manner. (Fig. 2)
3. Combine the 2 sections of 36 inch tree and insert the assembled tree to the metal pipe. Place 2 gift boxes and 2 candy cane in gift bag, then put the gift bag into the wagon. (Fig. 3)
4. Pull branches apart to form tree shape and insert power cord plug into an approved wall outlet. (Fig. 4)

Fuse Replacement:

1. Unplug power cord plug from power supply when replacing fuses.
2. Slide open the fuse slot in power cord plug.
3. Replace new fuse and slide closed the fuse slot.

Storage:

1. Unplug power cord plug from power supply and wait until the bulbs cool down.
2. Place all components back in box and store in a cool/dry place.
3. DO NOT store product in a damp area or where temperature exceeds 104 °F (40 °C).
4. Pull gently when separating the top and bottom parts to avoid damaging the wire connected in between.

This pre-lit tree includes a UL-listed decorative lighting string.
The combination of tree and sleigh has not been evaluated by UL.

MADE IN CHINA

FOR OUTDOOR USE

Please save these instructions.

Warning: Keep tree away from flames and extreme heat. This is not a toy.

For Customer Service Please Call: 1-800-833-3390

Distributed By Everstar Merchandise Co., Ltd.

7180 Troy Hill Drive, Suite E., Elkridge, MD. 21075

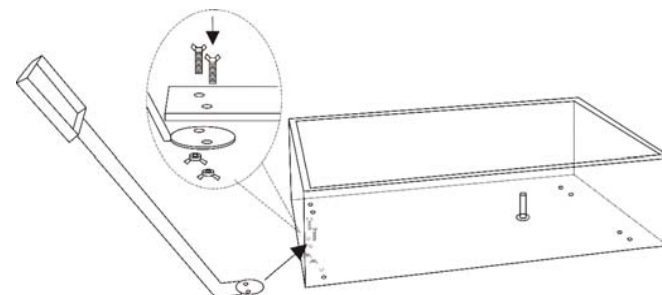


Fig. 1

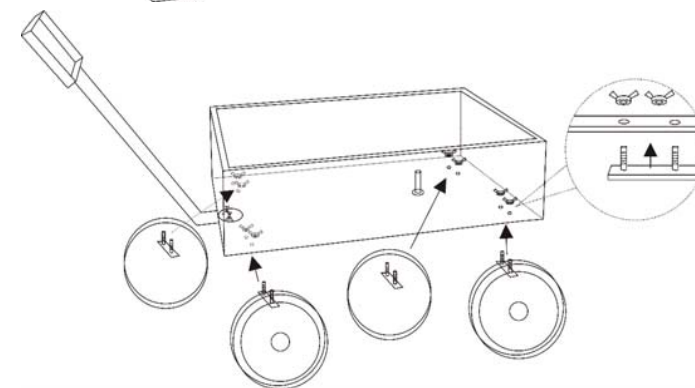


Fig. 2

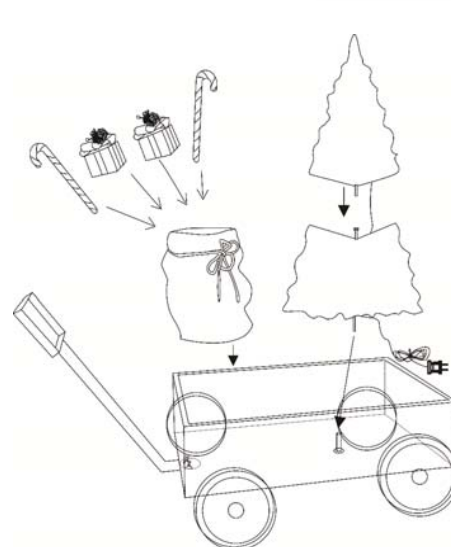


Fig. 3



Fig. 4