

**BLACK ROUND UMBRELLA BASE  
BROWN ROUND UMBRELLA BASE**

**ASSEMBLY INSTRUCTIONS**

ITEM# : GBO-TY-C96BLK / GBO-TY-C96BRN  
SKU# : 810587813 / 810587814

Need help? We are here for you! 1-888-733-8169 Toll Free  
Or email us at [customerservice\\_01@yeah.net](mailto:customerservice_01@yeah.net), [customerservice\\_02@yeah.net](mailto:customerservice_02@yeah.net)  
[customerservice\\_03@yeah.net](mailto:customerservice_03@yeah.net)

## WARNINGS:

**Ensure you read and fully understand instructions before use.**

The base is not a toy. Please use caution when handling the base.

Keep all children and pets away from assembly area. Children and pets should be supervised when they are in the area of the product construction.

Some parts may contain sharp edges. When assembling and using this product, basic safety precautions should always be followed to reduce the risk of personal injury and damage to the product. Please read all instructions before assembly and use.

Use the base to provide additional stability to your umbrella during light wind conditions.

**Suitable for umbrella with diameter 35/38/48mm and can be installed on hard or soft surfaces such a pavement, grass, or sand.**

Improper use of this product or failure to use as directed may result in injury. Not intended for commercial use.

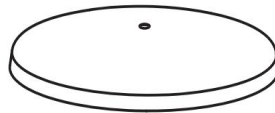
Before using, clean the product completely with a soft dry towel. When not in use, wipe free of any dirt. Do not use strong detergent or abrasive cleaners.

## PARTS LIST



**C**

1PC Umbrella Pole



**D**

1PC Umbrella Base



**F**

1PC Plastic Washer

## HARDWARE LIST



**A**

1PC Pole Adapter  
(Pre-assembled on C)



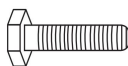
**B**

1PC Adjustable Handle (M8x30mm)



**E**

1PC Washer

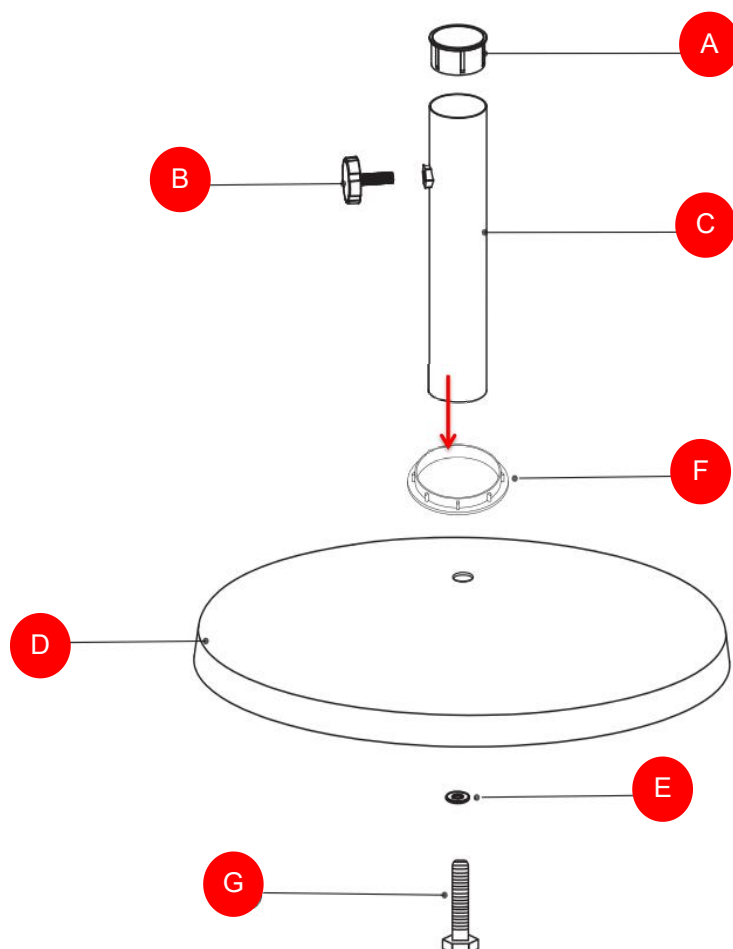


**G**

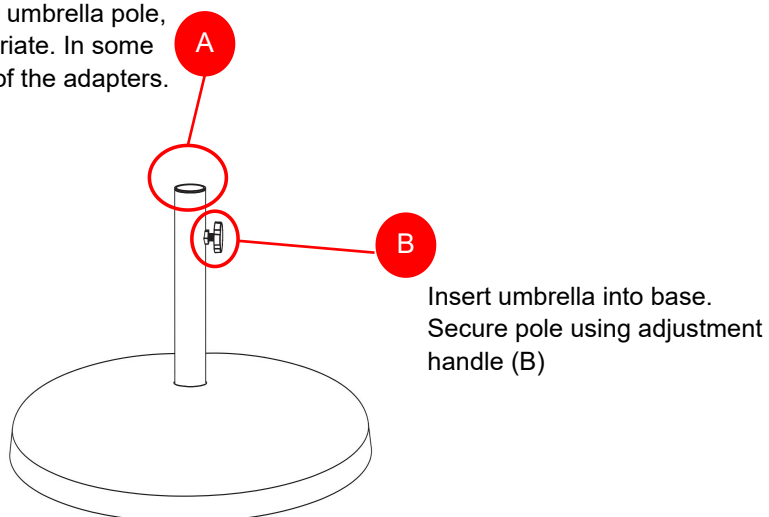
1PC Long Screw (M12x60mm)

## INSTALLATION

Secure umbrella pole (C) to umbrella base (D) by inserting washer (E) and plastic washer (F) between the base (D) and nut (G). Then tighten the nut (G).



Depending on the size of your umbrella pole, use the adapter that is appropriate. In some cases you may not need any of the adapters.



### Warranty

One-year limited warranty.

Proof of purchase (dated register receipt) is required for warranty claims.

It remains the customer's responsibility for freight and packing charges to and from the service center.